

# Senses TryIt—HALLOWEEN STYLE!!!

See page 135 in the Try-It book

Beginning Circle Time:

---

---

---

## TOUCH

### Gory Goo Game-

- **Satisfies #4 Can You Feel It?-** Touching yucky stuff, blindfolded, guessing what the items are, discussion of how your mind plays tricks on you (power of suggestion).
- **Discussion: Satisfies #6 What's It Like?-** What would it be like to be blind then based on touching these foods? How difficult would it be for a blind person to eat at a buffet restaurant?

## SMELL

### Smelly's Treasure Hunt

- **Satisfies #1 Only the Nose Knows-** Pirate Smelly needs help finding his treasure. Can you follow the clues and help him locate it?
- **Discussion:** Why do you think Smelly might have used smell to mark his treasure rather than landmarks? Clue: Look at Smelly's picture!

## SIGHT

### Mr. Cheer or Dr. Fear?-

- **Satisfies #3 Now You See It-** Some face features on one side of paper, vampire hair and teeth on the other... turn the pencil quickly to see the vampire -- let them keep Halloween pencil
- **Discussion:** Can you always believe your eyes?

## SOUND

### Pretend "Listening Walk"

- **Satisfies #2 Making a Better Ear (Hearing)-** have the girls lay down and close their eyes and be VERY quiet. Pretend you are walking through a Haunted House and listen very carefully to the sounds. Play "spooky sounds" from a CD or tape, then ask the girls to remember what they heard. This can be as a group or a version of "Kim's game" with a written list.
- **Discussion:** What do you learn about the world through sound? What type of "story" does your brain tell you based on sounds you hear?

### Monster Mash!- (end of party)

- **Satisfies #3 Now You See It-** dance music, strobe light & movements.
- **Discussion:** why aren't you seeing fluid movement?

Ending Circle Time:

---

---

---

# Other Ideas for Halloween Senses!

## Fun House-

- **Satisfies #6 What's It Like?**- Set up a blindfolded obstacle course for the girls to go through
- **Discussion:** Discuss the difficulties of navigation without vision

## Ahoy There ~Where?~ Matey!

- **Satisfies #3 Now You See It-** Touch the end of the sticks together, then put on a pirate eye patch and try to hit the target. Cover the other eye with the eye patch and try again!
- **Discussion:** What did you learn from covering one eye or the other? How would this affect a pirate? If you were a one eyed monster and wanted to see the best...where would your eye need to be? Clue: in middle or one side of your forehead?

## Match Game

- **Satisfies #4 Can You Feel It?**- one girl reaches into a bag and pulls out one thing then reaches into another bag and find the same item by touch alone
- **Discussion:** Did anyone have a problem with finding their item? What if a two items were very similar in shape to one another?

## Sign Language Word Find

- **Hearing:** word find located at: <http://www.lesstutor.com/jmASLword.html>
- **Discussion:** What is it like to communicate with your hands? When else have you seen hand signals used? Traffic policeman, Umpires, Referees, Coaches (baseball)

## Ghost in the Window-

- **Sight:** See [http://www.exploratorium.edu/exhibits/bird\\_in\\_a\\_cage/bird\\_in\\_a\\_cage.html](http://www.exploratorium.edu/exhibits/bird_in_a_cage/bird_in_a_cage.html) Reproduce using a ghost (for the bird) and a window (for the cage). Just print out from clipart sources. Look at the ghost on the paper and stare at it's eyes for a VERY long time, then look at the window in the middle. Is there something in the window?
- **Discussion:** The ghosts you see here are called afterimages. An afterimage is an image that stays with you even after you have stopped looking at an object. The back of your eye is lined with light sensitive cells, called cones, which are sensitive to certain colors of light. When you stare at the red ghost your red-sensitive cones adapt to the light and lose their sensitivity.

## Crossed Signals

- **Hearing:** take a pair of short hoses (about a foot long each). Put one in each ear, then crossed them!!!! Then, have the students do stuff like bang two wooden blocks together on one side of the room or the other. You "see" something happening, but your brain would tell you that it was happening on the other side of the room!
- **Discussion:** How our brains interpret the sounds we hear? How do they help us orient ourselves to our surroundings?

## Smelly Pumpkins Match Game-

- **Satisfies #1 Only the Nose Knows-** Pumpkin shaped cards with different smells rubbed on it. One card has a picture of the smelly item, the other has some of that item rubbed on it. Take turns playing "Memory" and matching them up!
- **Discussion:** What is it like to try to find things by smell? What makes this more difficult? Or easier? (Having fewer smells at one time).

## Other things you can use for "Smell"-

Scented Markers  
Scratch and Sniff stickers

# Gory Goo Game

## The Story (optional):

(one leader can choose to dress up as a witch to tell a story to accompany the Goo!)

Idea from the internet:

*<<We did the touch part at our Halloween party. I had my mom dress up as the wicked witch of the west. Before she came in, I told the girls we were going to have a special guest so they wouldn't be afraid. She "flew" into the room acting nervous and scatter brained. She told them she had this huge problem and asked them if they could help her out. They all sat down and she told them this story of how she was flying out and about and when she landed it was bumpy and now she was concerned that she ran over TOTO! She then produced brown paper bags that contained his eyes (peeled grapes), his intestines (cold spaghetti), his brain (jello), paws (carrots) etc and she would ask each girl if they thought that was what it was. The girls were loving it. At the end of the story, she said, wait a minute, that's not Toto, that's my lunch and then she showed them what was in each bag!>>*

A Halloween story you could use—REALLY good one, but LONG!!!:

<http://www.kidsdomain.com/holiday/halloween/stories/onehallnight.html>

## The Foods (pick the ones you want to use):

brains- cauliflower, partially boiled and oiled down  
rotted teeth- unpopped or partially popped corn kernels, cornnuts  
dried witches tongue- sandpaper glued to cardboard  
lizard tongues- bolona, cut in strips with one forked end  
witches skin- oiled soft tortilla  
dead ears- dried apricots  
dried worms- La Choy Noodles, fried onions  
eyeballs- peeled grapes  
missing finger- Piece of carrot, cut to proper size, peeled and dried for 2 days  
fresh finger- hot dog or cheese stick  
decaying flesh: dried phyllo dough sheets or baked puff pastry  
vampire's earwax- fudge  
skeleton hair- dried corn silks  
fresh vomit- salsa mixed with canned corn  
pus- mayonnaise and salsa  
intestine- cooked spaghetti  
dried bat wing- beef jerky  
heart- canned peaches  
ectoplasm- warm pudding  
bat toenails- whole caraway or cumin seeds  
maggots- cooked rice  
mouse droppings- dry rice

# Listening Walk-

What did you hear?

1 \_\_\_\_\_

11 \_\_\_\_\_

2 \_\_\_\_\_

12 \_\_\_\_\_

3 \_\_\_\_\_

13 \_\_\_\_\_

4 \_\_\_\_\_

14 \_\_\_\_\_

5 \_\_\_\_\_

15 \_\_\_\_\_

6 \_\_\_\_\_

16 \_\_\_\_\_

7 \_\_\_\_\_

17 \_\_\_\_\_

8 \_\_\_\_\_

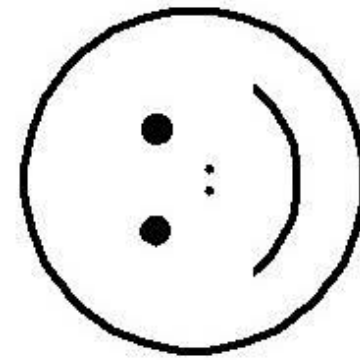
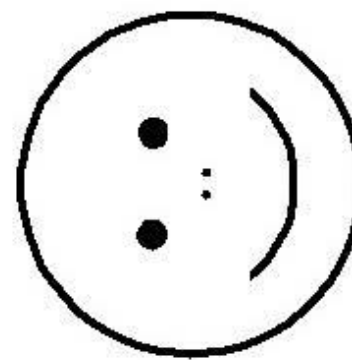




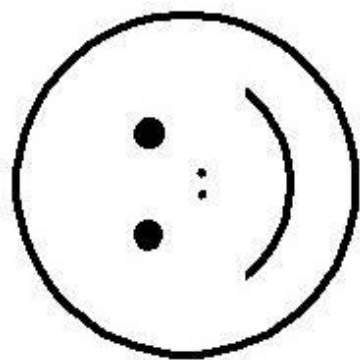
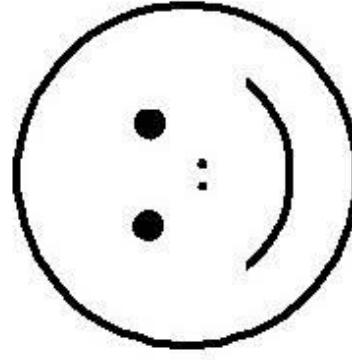




18 \_\_\_\_\_

9 \_\_\_\_\_

19 \_\_\_\_\_


10 \_\_\_\_\_

20 \_\_\_\_\_



# Mr. Cheer or Dr. Fear ???

## Now You See It- Halloween



Use the above image instead of the ones shown on page 135 of the Try-It book.

- 1) Punch or cut out the circles, then tape together at the top of a pencil using double stick tape (or a scrapbooking tape runner).
- 2) Hold the pencil upright between your hands. Rotate the pencil so the paper flips back and forth. Look at the paper. What is the smiley face now?

---

Great senses fun on the internet and in books!

### Books:

"My Five Senses" by Margaret Miller

"Body Detectives" by Rita Golden Gelman

"The Listening Walk" by Paul Showers

"Sense Suspense: A Guessing Game for the Five Senses" by Bruce McMillan

"You Can't Taste a Pickle with your Ear" by Harriet Ziefert

About your body:

<http://www.kidshealth.org/kid/body/>

Awesome optical illusions!

[http://www.exploratorium.edu/exhibits/f\\_exhibits.html](http://www.exploratorium.edu/exhibits/f_exhibits.html)

Smell games:

<http://faculty.washington.edu/chudler/chsmell.html>



**Desert Desert**


**Cinnamon Cave**



**Vanilla Volcano**



**Minty Mountains**



**Coconut Forest**



**Baby's Bottom Bay**




**Lemon Loot**


Coconut Forest



Vanilla Volcano!



Minty Mountains





Dessert Desert



Cinnamon Cave

Start Here

Baby's Bottom Bay



Lemon Loot!